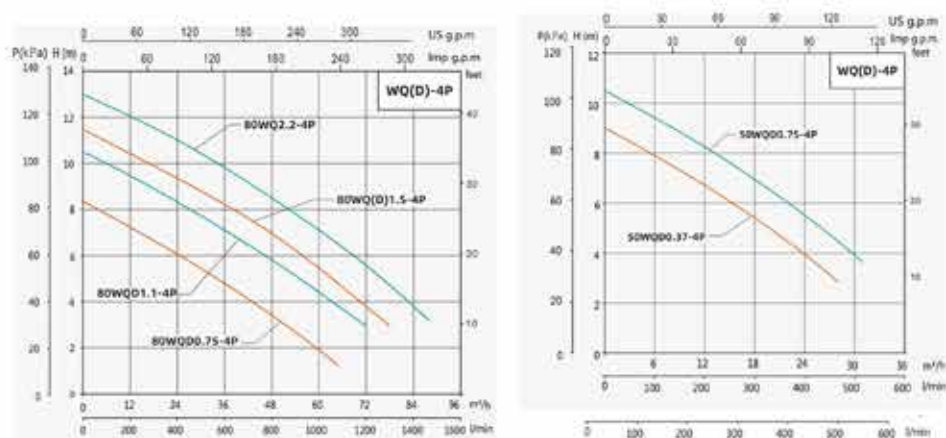



Performance Curve



Model	Power		Rate Current (A)	Max. flow (m³/h)	Max. Head (m)	Cable line (m)	Dim. mm (L×B×H)	G.W. (kg)	20' Loading Qty. (pcs)
	KW	HP							
50WQ00.37-4P(127V/60Hz)	0.37	0.5	2.5	28	9	3×1-8	330×230×550	30	320
50WQ00.37-4P(F)(127V/60Hz)	0.37	0.5	2.5	28	9	3×1-8	330×230×550	30	320
50WQ00.37-4P(230V/60Hz)	0.37	0.5	3.5	28	9	3×0.25-8	330×230×550	30	320
50WQ00.37-4P(F)(230V/60Hz)	0.37	0.5	3.5	28	9	3×0.75-8	330×230×550	30	320
50WQ00.75-4P(230V/60Hz)	0.75	1	6	31	10.5	3×0.75-8	330×230×600	34	320
50WQ00.75-4P(F)(230V/60Hz)	0.75	1	6	31	10.5	3×0.75-8	330×230×600	34	320
50WQ00.75-4P(127V/60Hz)	0.75	1	11	31	10.5	3×1.5-8	330×230×600	34	320
50WQ00.75-4P(F)(127V/60Hz)	0.75	1	11	31	10.5	3×1.5-8	330×230×600	34	320
80WQ00.75-4P(127V/60Hz)	0.75	1	11	65	8.5	3×2.5-8	425×320×660	50	160
80WQ00.75-4P(230V/60Hz)	0.75	1	6	85	8.5	3×1-8	425×320×660	50	160
80WQ01.1-4P(127V/60Hz)	1.1	1.5	15.5	72	10.5	3×2.5-8	425×320×660	51	160
80WQ01.1-4P(230V/60Hz)	1.1	1.5	8.5	72	10.5	3×1.5-8	425×320×660	51	160
80WQ1.5-4P(230V/60Hz)	1.5	2	11.5	78	11.5	3×2.5-8	425×320×690	53	160
80WQ1.5-4P(230V/60Hz)	1.5	2	7.5	78	11.5	4×1-8	425×320×650	52	160
80WQ2.2-4P(230V/60Hz)	2.2	3	10.5	88	13	4×1.5-8	425×320×680	56	160

Model Instruction

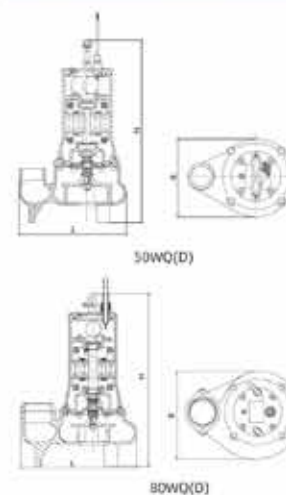
50 WQ D 0.75-4P (F)(127V/60Hz)



Components & Materials



No.	Part name	No.	Part name	No.	Part name
101	Pump body	412-2	O-ring	812	Head cover
113	Oil chamber	412-3	O-ring	814	Stator core with winding
160	Oil chamber cover	412-4	O-ring	818	Rotor
230	Impeller	433-1	Mechanical seal	822	Upper bearing block
321-1	Deep groove ball bearing	433-2	Mechanical seal	834	Cable
321-2	Deep groove ball bearing	576	Handle	837	Running capacitor
412-1	O-ring	811	Casing	970	Nameplate



Dimensions & Weight

Model	Dim.(mm)			DN	N.W. (kg)
	L	B	H		
50WQ00.37-4P(127V/60Hz)	308	220	505	NPT2	28
50WQ00.37-4P(F)(127V/60Hz)	300	220	505	NPT2	28
50WQ00.37-4P(230V/60Hz)	300	220	505	NPT2	28
50WQ00.37-4P(F)(230V/60Hz)	300	220	505	NPT2	28
50WQ00.75-4P(230V/60Hz)	300	220	545	NPT2	32
50WQ00.75-4P(F)(230V/60Hz)	300	220	545	NPT2	32
50WQ00.75-4P(127V/60Hz)	300	220	545	NPT2	32
50WQ00.75-4P(F)(127V/60Hz)	300	220	545	NPT2	32
80WQ00.75-4P(127V/60Hz)	385	295	590	NPT3/NPT2	46
80WQ00.75-4P(230V/60Hz)	385	295	590	NPT3/NPT2	47
80WQ01.1-4P(127V/60Hz)	385	295	590	NPT3/NPT2	48
80WQ01.1-4P(230V/60Hz)	385	295	590	NPT3/NPT2	49
80WQ1.5-4P(230V/60Hz)	385	295	620	NPT3/NPT2	50
80WQ1.5-4P(230V/60Hz)	385	295	575	NPT3/NPT2	49
80WQ2.2-4P(230V/60Hz)	385	295	615	NPT3/NPT2	53